METN BY-ELECTIONS RESULTS 2007

CONTENT

1. RESULTS BY SECTS
1.1 COMPARISON WITH 2005 RESULTS
2. RESULTS BY COMMITTEES
3. RESULTS BY TOWNS

1. RESULTS BY SECTS

SECT	Kamil Khoury			Amine Gemayel			Voters Total	Khoury-Gemayel	
	Total Votes	%STV*	%TVCS**	Total Votes	%STV*	%TVCS**		Total	%
Orthodox	4765	**57.72%**	**12.34%**	3444	41.72%	9.10%	8209	1321	16.09%
Armenian Orthodox	5711	**80.56%**	**14.79%**	1377	19.42%	3.64%	7088	4334	61.15%
Armenian Evangelicals	303	**79.53%**	**0.78%**	78	20.47%	0.21%	381	225	59.06%
Armenian Catholics	869	**74.27%**	**2.25%**	301	25.73%	0.80%	1170	568	48.55%
Catholics	1560	**51.83%**	**4.04%**	1425	47.34%	3.77%	2985	135	4.52%
Maronite	13856	40.71%	35.87%	19938	**58.59%**	**52.70%**	33794	**-6082**	**-18.00%**
Misc. Christians	7684	49.46%	19.89%	7744	**49.85%**	**20.47%**	15428	**-60**	**-0.39%**
Druze	171	23.75%	0.44%	545	**75.69%**	**1.44%**	716	**-374**	**-52.23%**
Sunnite	109	39.93%	0.28%	148	**54.21%**	**0.39%**	257	**-39**	**-15.18%**
Shiite	673	**97.25%**	**1.74%**	18	2.60%	0.05%	691	655	94.79%
Misc. Muslims	482	**60.86%**	**1.25%**	36	36.11%	0.10%	518	446	86.10%
Misc. Sects	2443	46.44%	6.32%	2778	**52.80%**	**7.34%**	5221	**-335**	**-6.42%**
TOTAL	**39540**	**50.27%**	100.00%	**39116**	**49.73%**	**100.00%**	**78656**	**424**	**0.54%**

** Percentage of Sect's Total Votes*
*** Percentage of Candidate's Total Votes Coming From Sect*

4900 Leesburg Pike (Suite 203), Alexandria, VA 22302 . Phone: 703-578-4214 . Fax: 703-578-4615
E-mail: lic@licus.org . www.licus.org

ALL RIGHTS RESERVED COPYRIGHT © LICUS.ORG

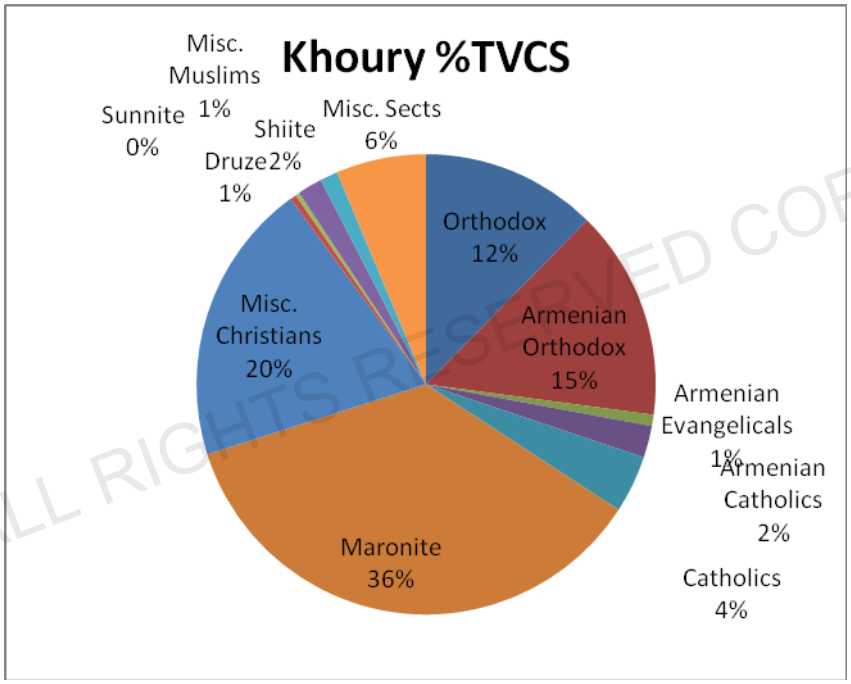

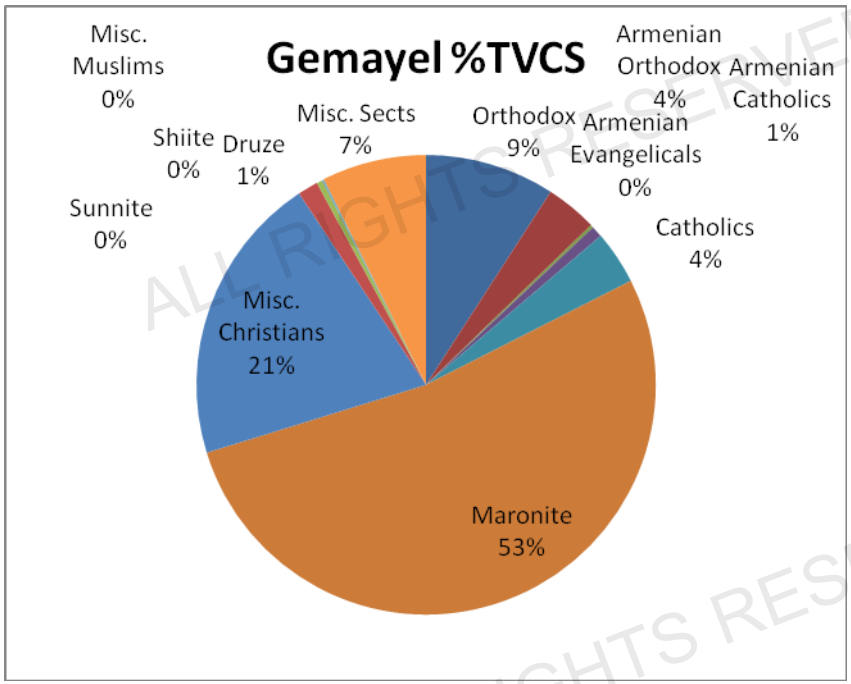

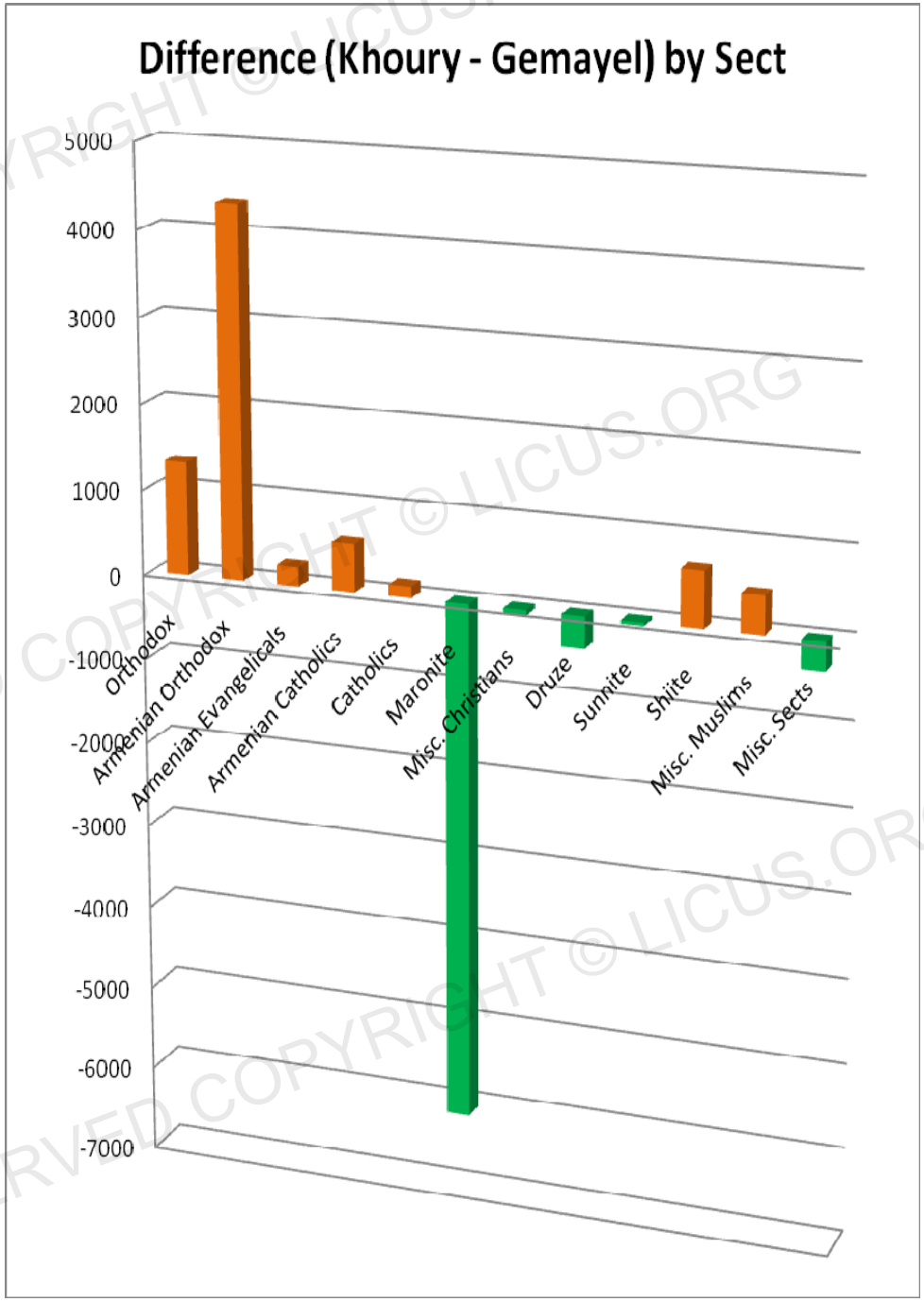

%TVCS: *Percentage of Candidate's Total Votes Coming From Sect*

ALL RIGHTS RESERVED COPYRIGHT © LICUS.ORG

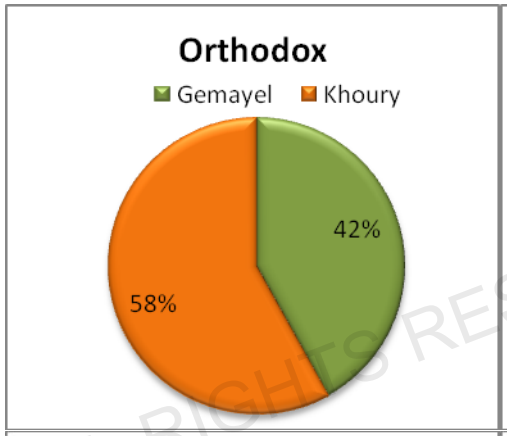

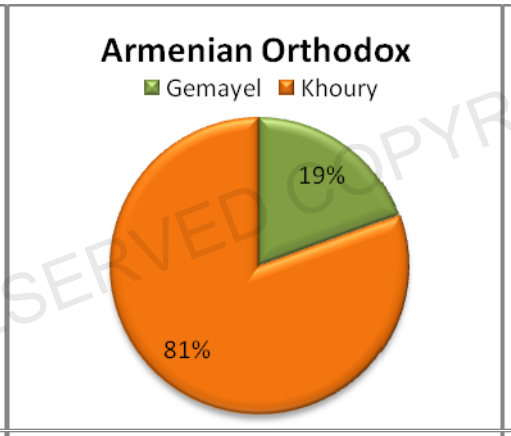

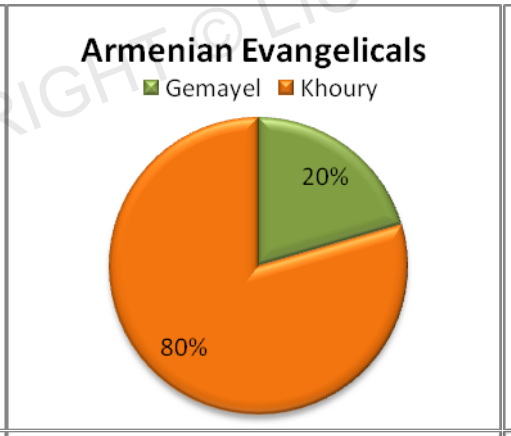

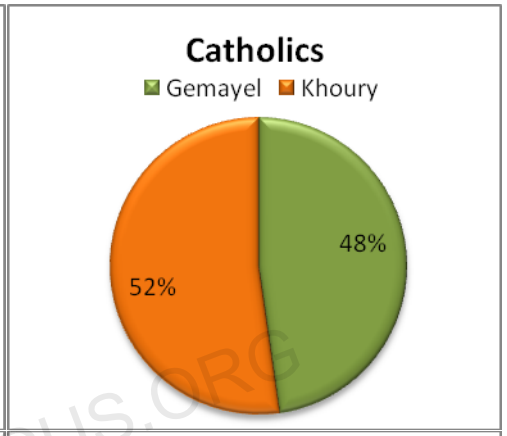

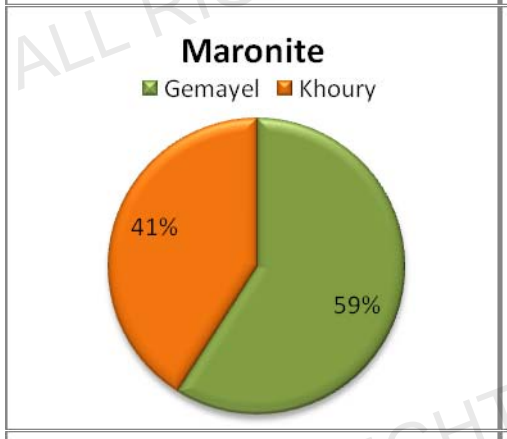

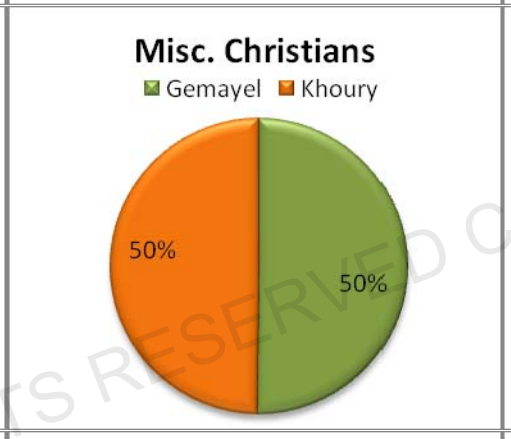

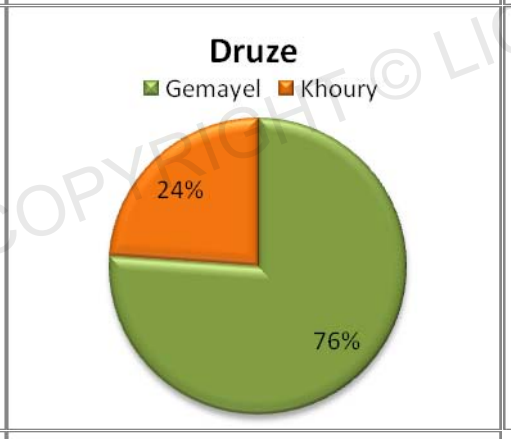

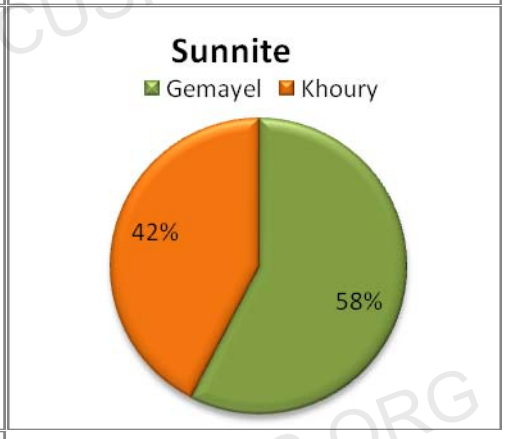



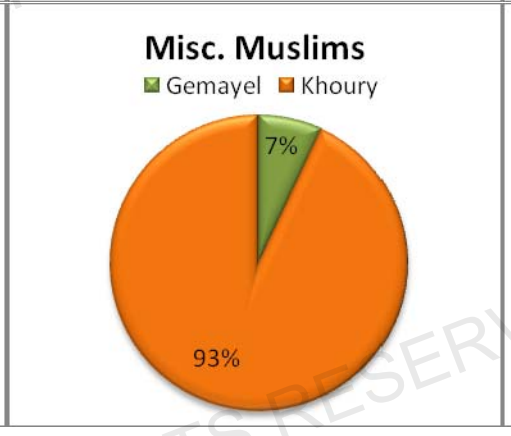

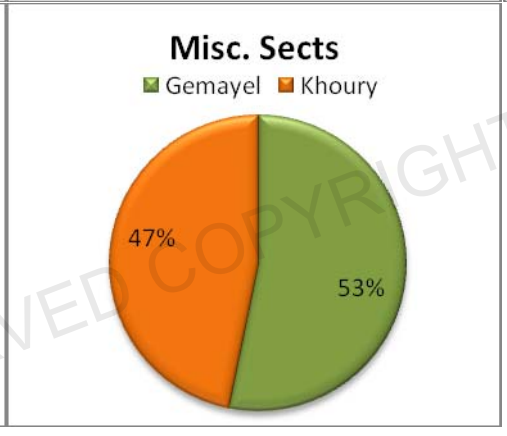

ALL RIGHTS RESERVED COPYRIGHT © LICUS.ORG

1.1 Comparison with 2005 Results

SECT	Kamil Khoury		Amine Gemayel		Voters Total	2005 Results	2005 Results	2005 Results	2005 Results	2005 Results	2005 Results	2005 Results	2005 Results
						FPM 2005 Average		Hagop Pakradounian		Michel Murr		Pierre Gemayel		Ghassan El Ashkar		Voters
	Total	%STV*	Total	%STV*		Total	%STV*	Total	%STV*	Total	%STV*	Total	%STV*	Total	%STV*	Total
Orthodox	4765	**57.72%**	3444	41.72%	8209	6151	72.36%	6059	71.27%	5730	67.40%	2328	27.39%	2018	23.74%	8501
Armenian Orthodox	5711	**80.56%**	1377	19.42%	7088	6097	91.10%	6134	91.65%	5800	86.66%	512	7.65%	2991	44.69%	6693
Armenian Evangelicals	303	**79.53%**	78	20.47%	381	331	87.85%	334	88.59%	319	84.62%	40	10.61%	197	52.25%	377
Armenian Catholics	869	**74.27%**	301	25.73%	1170	1150	87.67%	1181	90.02%	1052	80.18%	148	11.28%	511	38.95%	1312
Catholics	1560	**51.83%**	1425	47.34%	2985	2185	65.94%	2136	64.45%	1997	60.26%	1046	31.56%	802	24.20%	3314
Maronite	13856	40.71%	19938	**58.59%**	33794	19860	57.97%	19023	55.53%	16895	49.32%	15512	45.28%	4360	12.73%	34260
Misc. Christians	7684	49.46%	7744	**49.85%**	15428	15353	66.36%	14913	64.46%	13221	57.14%	8126	35.12%	3270	14.13%	23136
Druze	171	23.75%	545	**75.69%**	716	194	25.80%	222	29.52%	308	40.96%	386	51.33%	279	37.10%	752
Sunnite	109	39.93%	148	**54.21%**	257	206	56.19%	227	61.85%	275	74.93%	72	19.62%	89	24.25%	367
Shiite	673	**97.25%**	18	2.60%	691	382	58.00%	435	66.01%	443	67.22%	38	5.77%	435	66.01%	659
Misc. Muslims	482	**60.86%**	36	36.11%	518	573	55.85%	660	64.33%	694	67.64%	244	23.78%	341	33.24%	1026
Misc. Sects	2443	46.44%	2778	**52.80%**	5221	1979	63.72%	1978	63.68%	1928	62.07%	969	31.20%	489	15.74%	3106
TOTAL	**38626**	**50.52%**	**37832**	**49.48%**	**76458**	**54461**	**65.22%**	**53302**	**63.83%**	**48662**	**58.28%**	**29421**	**35.23%**	**15782**	**18.90%**	**83503**

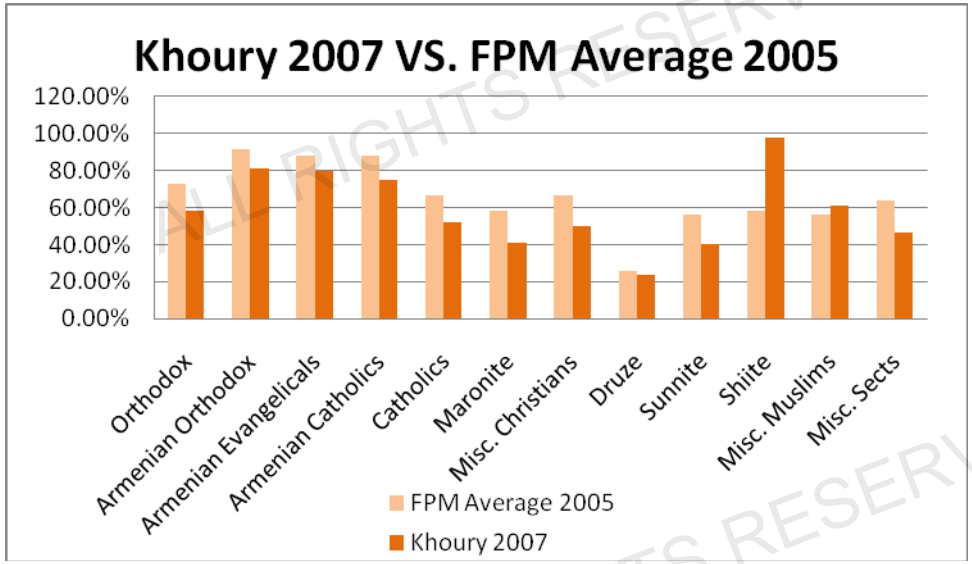

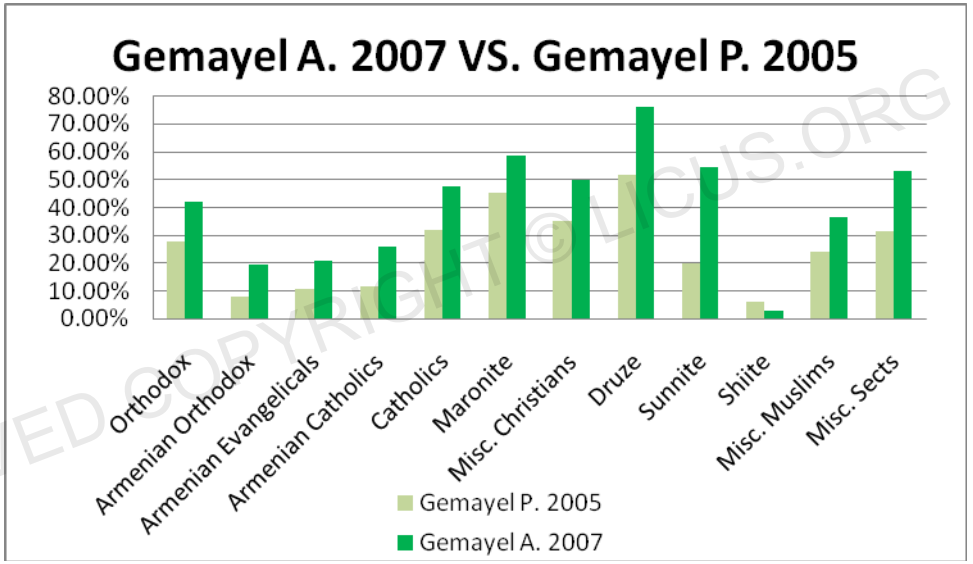

Reader should note that the 2005 votes for Pierre Gemayel & Ghassan Askar vs. FPM & allies were not mutually exclusive.

ALL RIGHTS RESERVED COPYRIGHT © LICUS.ORG

2. Results by Committees

Committee	Sections	Registered Voters	Voted Total	Voted %	Canceled Votes	Khoury Total	Khoury %	Gemayel Total	Gemayel %	Asmar Total	Asmar %	Khoury-Gemayel Total	Khoury-Gemayel %
1	1	19380	9996	51.6%	130	4815	48.8%	5051	**51.2%**	0	0.0%	-236	-2.4%
2*	1	19278	11013	57.1%	149	5928	**54.6%**	4935	45.4%	1	0.0%	993	**9.1%**
	2	37844	10699	28.3%	173	7511	**71.4%**	3013	28.6%	1	0.0%	4498	**42.7%**
3	1	31405	16333	52.0%	182	7713	47.8%	8433	**52.2%**	2	0.0%	-720	-4.5%
4	1	32758	17657	53.9%	189	6548	37.5%	10920	**62.5%**	6	0.0%	-4372	-25.0%
5	1	22675	13944	61.5%	155	7025	**50.9%**	6764	49.1%	0	0.0%	261	**1.9%**
TOTAL		**163340**	**79642**	**48.8%**	**978**	**39540**	**50.3%**	**39116**	**49.7%**	**10**	**0.0%**	**424**	**0.5%**

** Committee 2 includes Bourj Hammoud*

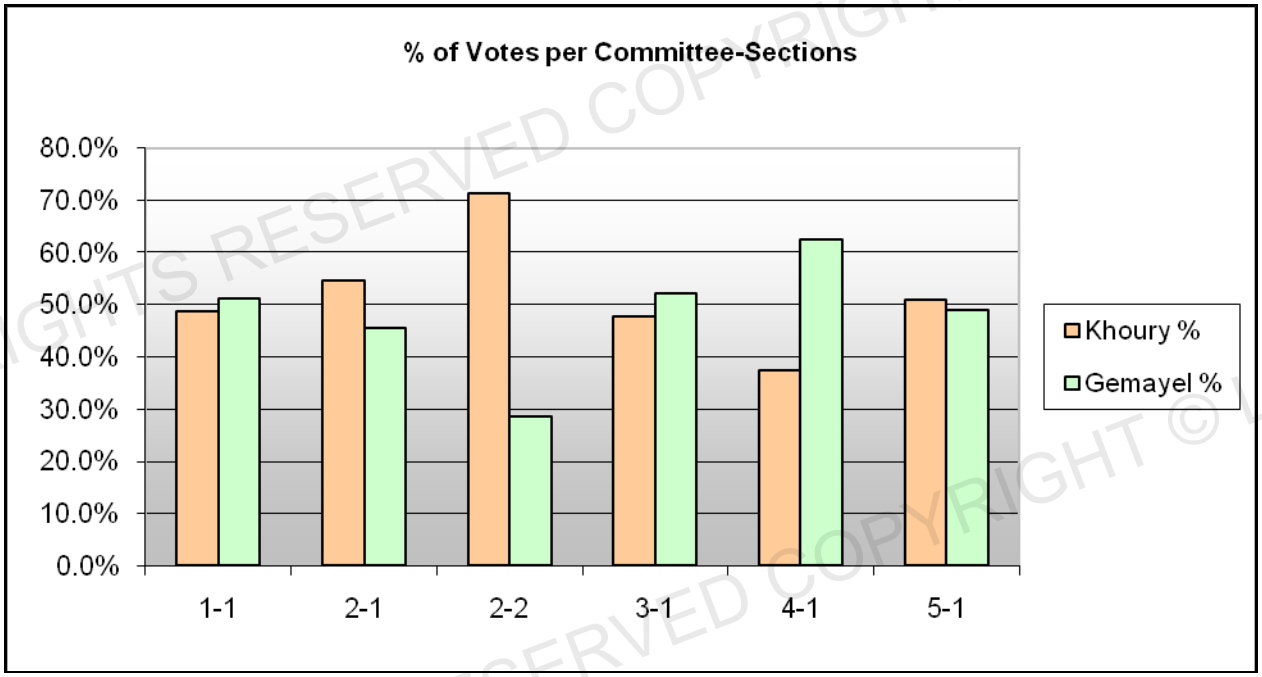

ALL RIGHTS RESERVED COPYRIGHT © LICUS.ORG

3. Results by Towns

Town	Amine Gemayel		Kamil Khoury 2007		Total Voters	Khoury-Gemayel		FPM Avg. - Gemayel (2005)	
	Total	%	Total	%		Total	%	Total	%
Aayroun	144	52.75%	129	47.25%	273	-15	-5.49%	75	25.25%
Ain Aar	196	63.84%	111	36.16%	307	-85	-27.69%	45	12.82%
Ain Al Kharoubi	574	88.58%	74	11.42%	648	-500	-77.16%	-316	-46.20%
Ain Al Sefsaf	287	90.54%	30	9.46%	317	-257	-81.07%	-145	-43.81%
Ain Al Sendieni	84	29.07%	205	70.93%	289	121	41.87%	229	74.11%
Ain Al tefeha	165	95.38%	8	4.62%	173	-157	-90.75%		
Ain Al Zeitouni	79	61.24%	50	38.76%	129	-29	-22.48%		
Ain Alak	160	68.09%	75	31.91%	235	-85	-36.17%	7	2.72%
Ain Saade	348	54.80%	287	45.20%	635	-61	-9.61%	130	17.02%
Aintoura	895	51.23%	852	48.77%	1747	-43	-2.46%	617	32.73%
Al Ghabeh	79	52.32%	72	47.68%	151	-7	-4.64%	54	28.13%
Al Khilli	127	73.84%	45	26.16%	172	-82	-47.67%	-47	-21.27%
Al Majzoub	106	32.72%	218	67.28%	324	112	34.57%	181	54.68%
Al Ouyoun	74	56.49%	57	43.51%	131	-17	-12.98%	43	32.33%
Amaret Chalhoub	249	36.89%	426	63.11%	675	177	26.22%	-431	-54.63%
Antelias	909	41.43%	1285	58.57%	2194	376	17.14%	1129	47.02%
Atchaneh	101	51.27%	96	48.73%	197	-5	-2.54%	33	14.04%
Awkar	52	33.77%	102	66.23%	154	50	32.47%		
Baabdat	590	60.02%	393	39.98%	983	-197	-20.04%	139	12.98%
Baskinta	1652	46.13%	1929	53.87%	3581	277	7.74%	1349	36.06%
Bawshrieh	1841	51.77%	1715	48.23%	3556	-126	-3.54%	1345	33.17%
Beit Chaar	228	48.20%	245	51.80%	473	17	3.59%	205	38.18%
Beit Chabeb	1308	52.61%	1178	47.39%	2486	-130	-5.23%	763	29.65%
Beit Koko	70	47.62%	77	52.38%	147	7	4.76%	50	26.60%
Beit Merry	798	47.76%	873	52.24%	1671	75	4.49%	620	31.63%
Beteghrine	507	28.42%	1277	71.58%	1784	770	43.16%	1266	64.39%
Bhersaf	374	78.74%	101	21.26%	475	-273	-57.47%	-130	-25.79%
Bikfayya	1440	80.81%	342	19.19%	1782	-1098	-61.62%	-357	-18.88%
Bkenaya	147	40.95%	212	59.05%	359	65	18.11%	137	35.22%
Bolonia	276	71.88%	108	28.13%	384	-168	-43.75%		
Bourj Hammoud	3013	28.63%	7511	71.37%	10524	4498	42.74%	8101	69.76%
Broumana	680	53.29%	596	46.71%	1276	-84	-6.58%	413	28.54%

ALL RIGHTS RESERVED COPYRIGHT © LICUS.ORG

Bsalim	316	48.24%	339	51.76%	655	23	3.51%	251	33.42%
Byakout	238	62.30%	144	37.70%	382	-94	-24.61%	38	8.19%
Chweyr	542	33.11%	1095	66.89%	1637	553	33.78%	783	55.65%
Dahr Al Souwan	275	54.24%	232	45.76%	507	-43	-8.48%	78	15.12%
Dbayeh	386	47.77%	422	52.23%	808	36	4.46%	222	26.56%
Deir Chamra	113	71.97%	44	28.03%	157	-69	-43.95%	4	2.67%
Dekwaneh	1100	55.47%	883	44.53%	1983	-217	-10.94%	564	25.00%
Douwar	392	70.00%	168	30.00%	560	-224	-40.00%	37	6.50%
Fanar	237	45.75%	281	54.25%	518	44	8.49%	259	42.11%
Frayki	216	58.54%	153	41.46%	369	-63	-17.07%	44	11.34%
Hemlaya	411	71.35%	165	28.65%	576	-246	-42.71%	-3	-0.47%
Jal Al Dib	939	47.57%	1035	52.43%	1974	96	4.86%	823	39.59%
Jdeideh	1082	52.94%	962	47.06%	2044	-120	-5.87%	586	26.42%
Jisr Al basha	450	57.18%	337	42.82%	787	-113	-14.36%	239	27.25%
Jouret Al Ballout	160	40.82%	232	59.18%	392	72	18.37%	247	55.26%
Jwar	185	58.73%	130	41.27%	315	-55	-17.46%	86	23.50%
Kaakour	365	49.53%	372	50.47%	737	7	0.95%	209	26.03%
Kennabit Salima	86	81.13%	20	18.87%	106	-66	-62.26%	-13	-12.15%
Kfarakab	110	45.08%	134	54.92%	244	24	9.84%	139	45.57%
Kfartay	103	35.89%	184	64.11%	287	81	28.22%		
Khenshara	603	46.67%	689	53.33%	1292	86	6.66%	618	42.10%
Konnabet bremana	75	54.74%	62	45.26%	137	-13	-9.49%	76	53.52%
Kornet Al Hamra	364	68.94%	164	31.06%	528	-200	-37.88%	-6	-1.33%
Kornet Shehwan- Ain Aar	293	55.39%	236	44.61%	529	-57	-10.78%	193	32.22%
Mansourieh	477	46.27%	554	53.73%	1031	77	7.47%	451	37.55%
Mar Boutros	200	79.05%	53	20.95%	253	-147	-58.10%	-60	-23.81%
Mar Mikhael Bnabel	163	93.14%	12	6.86%	175	-151	-86.29%	-113	-64.57%
Mar Moussa	117	60.62%	76	39.38%	193	-41	-21.24%	51	26.70%
Mar Shaya	103	57.54%	76	42.46%	179	-27	-15.08%	17	9.29%
Marjaba	200	49.88%	201	50.12%	401	1	0.25%	78	17.65%
Maska	116	54.98%	95	45.02%	211	-21	-9.95%	52	23.01%
Mazraat Yashouh	478	64.25%	266	35.75%	744	-212	-28.49%	129	16.65%
Mejdel Tarshish	8	1.63%	484	98.37%	492	476	96.75%		
Mhayedssi	293	74.18%	102	25.82%	395	-191	-48.35%	-42	-10.45%
Mkales	58	35.15%	107	64.85%	165	49	29.70%	100	57.47%
Mrouj	578	56.45%	446	43.55%	1024	-132	-12.89%	-163	-15.00%
Mshikha	92	59.35%	63	40.65%	155	-29	-18.71%		
Mtayleb	157	57.51%	116	42.49%	273	-41	-15.02%	57	17.87%

ALL RIGHTS RESERVED COPYRIGHT © LAU.EDU

Mtein	954	55.72%	758	44.28%	1712	-196	-11.45%	395	21.25%
Myassi	399	72.68%	150	27.32%	549	-249	-45.36%	-10	-1.66%
Nabay	478	39.80%	723	60.20%	1201	245	20.40%	578	43.92%
Naccache	163	41.48%	230	58.52%	393	67	17.05%	232	52.49%
Rabieh	111	67.68%	53	32.32%	164	-58	-35.37%	41	19.62%
Roumieh	471	50.86%	455	49.14%	926	-16	-1.73%	153	15.01%
Sed AL Boushrieh	1428	51.78%	1330	48.22%	2758	-98	-3.55%	1283	41.72%
Sekiet l mesk	683	74.81%	230	25.19%	913	-453	-49.62%	-154	-15.43%
Sfayli	174	90.63%	18	9.38%	192	-156	-81.25%	-90	-43.69%
Shawyeh Ain l kabo L mashra3	173	59.45%	118	40.55%	291	-55	-18.90%	-109	-33.13%
Shrine	138	41.44%	195	58.56%	333	57	17.12%	131	33.85%
Shwayya	175	73.53%	63	26.47%	238	-112	-47.06%	41	14.80%
Sin el fil	1390	57.20%	1040	42.80%	2430	-350	-14.40%	-354	-12.33%
Sin EL Fil Hay	341	51.51%	321	48.49%	662	-20	-3.02%	115	14.72%
Sin El Fil Hay 2	197	35.62%	356	64.38%	553	159	28.75%	218	37.33%
Wadi Karem	117	46.61%	134	53.39%	251	17	6.77%	79	29.81%
Wata El Mrouj	276	71.88%	108	28.13%	384	-168	-43.75%	4	1.14%
Zaaroun	251	84.23%	47	15.77%	298	-204	-68.46%	-118	-46.46%
Zabougha	213	68.05%	100	31.95%	313	-113	-36.10%	25	7.42%
Zalka	626	46.23%	728	53.77%	1354	102	7.53%	556	35.50%
Zeghrine	144	69.90%	62	30.10%	206	-82	-39.81%	-25	-11.11%
Zekrit	278	49.91%	279	50.09%	557	1	0.18%	108	17.76%
Zouk Al Khrab	340	54.84%	280	45.16%	620	-60	-9.68%	168	25.15%
TOTAL	**39154**		**39591**		**78745**	**437**	**0.55%**	**24803**	**29.45%**

ALL RIGHTS RESERVED COPYRIGHT © LICUS.ORG